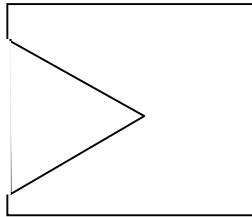
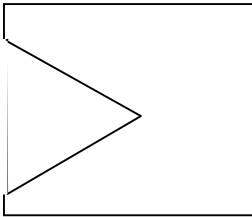
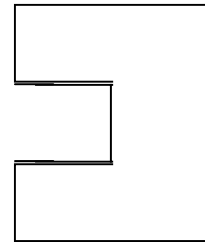
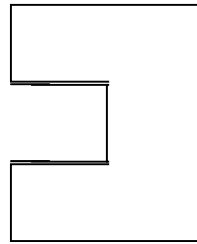
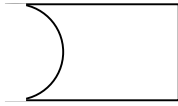
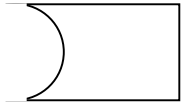


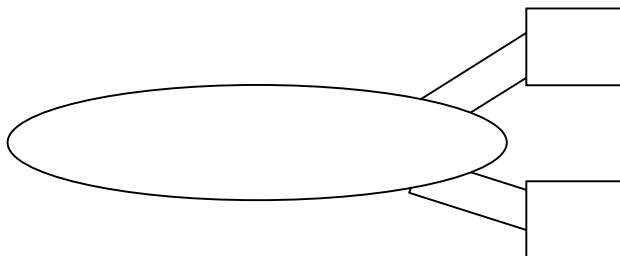
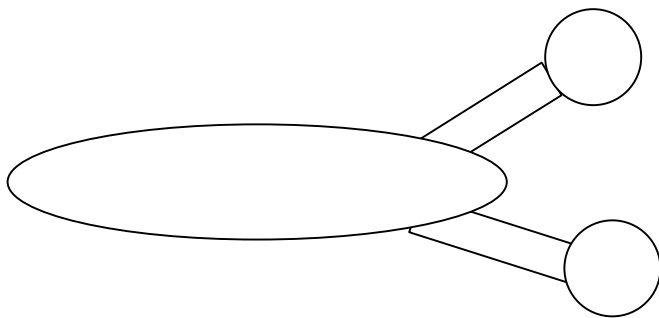
## LAB Antigen, Pathogen, Antibody

Color each type of antibody a different color. Color the body of the pathogen one color and the antigen the same color as the antibody that fits it. Then cut out the pathogens and antibodies and glue them so they fit together like a puzzle on to a separate paper. Cut out the labels and add the labels to your models. Write a caption on your model describing how this immune system works.

### ANTIBODIES



### PATHOGENS



### ANTIGENS

